

# Series 81 / 71 Shielding Systems

For Medical, Industrial, and Government Applications



Series 81 shown with RFD-60 Door

Enabling Your Success™

**ETS·LINDGREN**  
An ESCO Technologies Company

# RELIABLE, COST-EFFECTIVE EMI/RFI

## Shielding for Today's Growing Electronic Noise Environment

The increasing expansion of wireless technology, telecommunications devices, and general electronic equipment is creating new sources of electromagnetic and radio frequency interference (EMI/RFI) within our environment. Such interference can disrupt communications, cause equipment malfunctions, impede test procedures, and affect product performance.

One of the solutions to controlling EMI/RFI interference problems lies in a quality shielded enclosure that is highly reliable, economically priced, and user-friendly to install.

## A Brand You Can Trust

As the world's leading manufacturer of shielded enclosures, we offer two highly reliable shielding systems for containing and controlling EMI/RFI noise sources: the Series 81 Solid Cell Type Construction Enclosure and the Series 71 Screen Room.

These high quality enclosures are backed by many decades of experience and ground breaking R&D in the shielding industry, which have enabled us to refine and apply our technology in more than 25,000 applications worldwide. So when you choose the ETS-Lindgren

name, you can be confident that you have a solution you can trust.

## Applications

The Series 81 and 71 shielded enclosures can reduce and contain high levels of EMI/RFI interference so that you can perform your operations without concern. These enclosures are designed to help you:

- Prevent malfunction of wireless communications devices and electronic equipment by excluding EMI/RFI signals.
- Contain radiating signals from high-emission devices which can disrupt the operation of other equipment, and which may affect personal safety.
- Prevent sensitive information from being electronically intercepted.
- Maintain systems' survivability from high voltage sources and electromagnetic pulses.

Corner Clamping Section

Power Line Filters (Shielded Filter Panel Optional)

Removable Coaxial Connector Panel

Typical Hat/Flat Clamping System



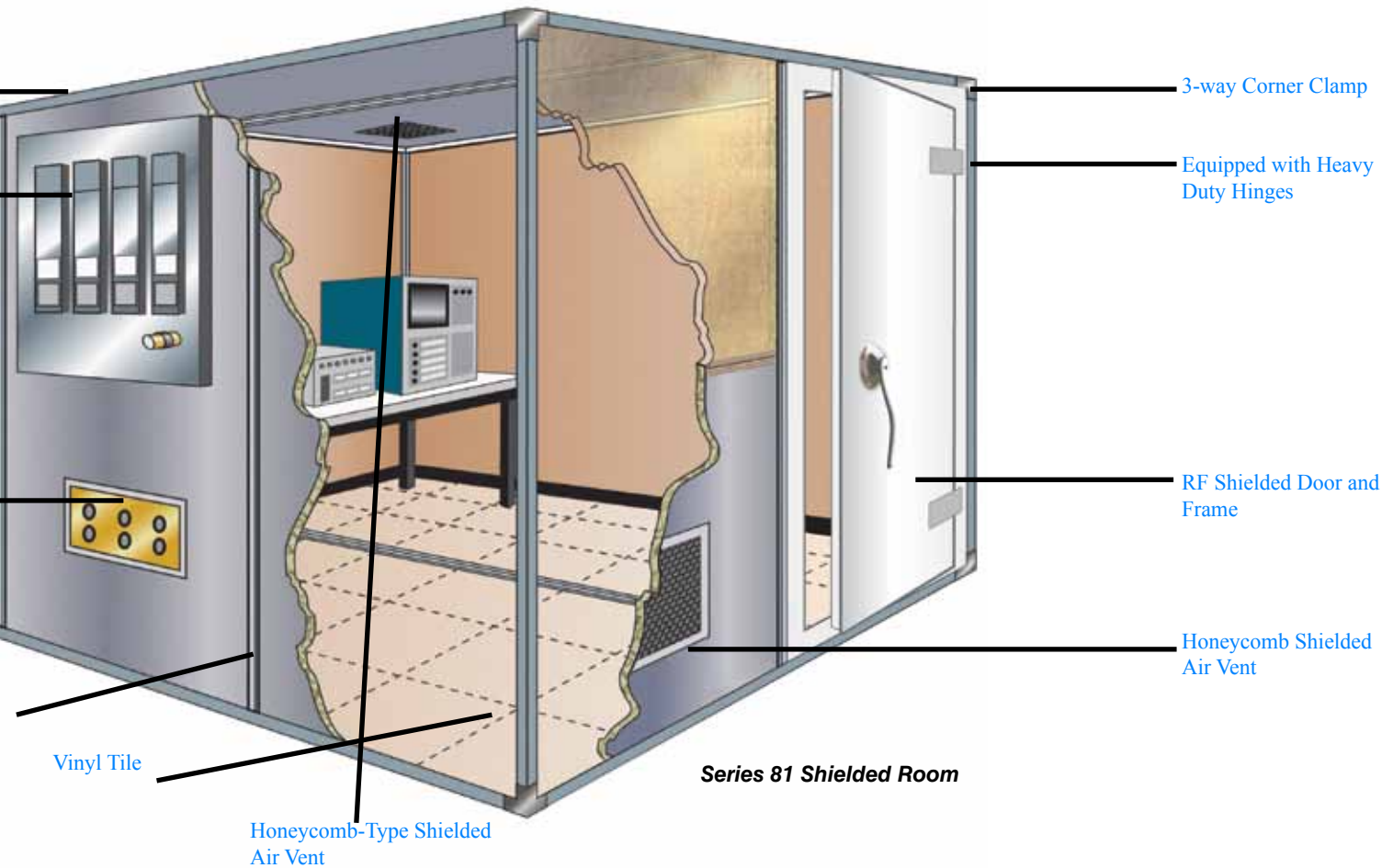
## The Series 81 Shielded Room: A Time-Proven and Tested Design

The Series 81 Shielded Room offers a time-proven design that has provided excellent EMI/RFI shielding effectiveness for thousands of users. The Series 81 shielding system is the most commonly specified construction for NSA 65-6/NSA 94-106 and MIL-STD-285/IEEE 299 testing requirements. It delivers high performance attenuation over a broad frequency range. The Series 81 complies with a variety of other specifications including:

## Series 81 / 71 Shielding Applications

- |   |   |
|---|---|
| • EMC Product Compliance Testing              | • Wireless Product Testing              |
| • Instrumentation Repair and Calibration      | • Metrology Labs                        |
| • Production and Quality Product Line Testing | • Magnetic Resonance Imaging (MRI)      |
| • Cellular and Paging Service Centers         | • Medical Equipment and Instrumentation |
| • High Voltage Test Labs                      | • Biomedical Engineering Labs           |
| • Secure Computer Rooms                       | • Embassies and Consulates              |
|   | • TEMPEST Security Areas                |

# SHIELDING SOLUTIONS



**Series 81 Shielded Room**

- **Federal Specification SS-A-118B**  
Flame Resistance Test
- **ASTM E84-81-A**  
Test for Surface Burning Characteristics of Building Materials
- **ASTM E90-99**  
Standard Test Method for Laboratory Measurement of Airborne Sound Transmission Loss of Building Partitions and Elements

The Series 81 also complies with Universal Building Codes (UBC) and can be assembled in the most stringent seismic zones.

Combining performance and value, the Series 81 meets a wide range of critical testing needs.

## The Series 71 Copper Screen Room: Offers Shielding Performance in a See-Through Design

The Series 71 Copper Screen Room shares a common clamping system to that of the Series 81 design. The upper panel section of the room's walls have a double layer of copper screen mesh. The Series 71 Room allows for easy visual and audible communication through the upper panel section and eliminates a sense of confinement that may occur in solid shielded rooms.

Series 71 Copper Screen Rooms are highly recommended for testing applications below 3 GHz for wireless product testing and communications devices.

# SHIELDING MATERIALS & CONSTRUCTION

## The Series 81: Steel-Laminated for Lasting Performance and Durability

### Materials

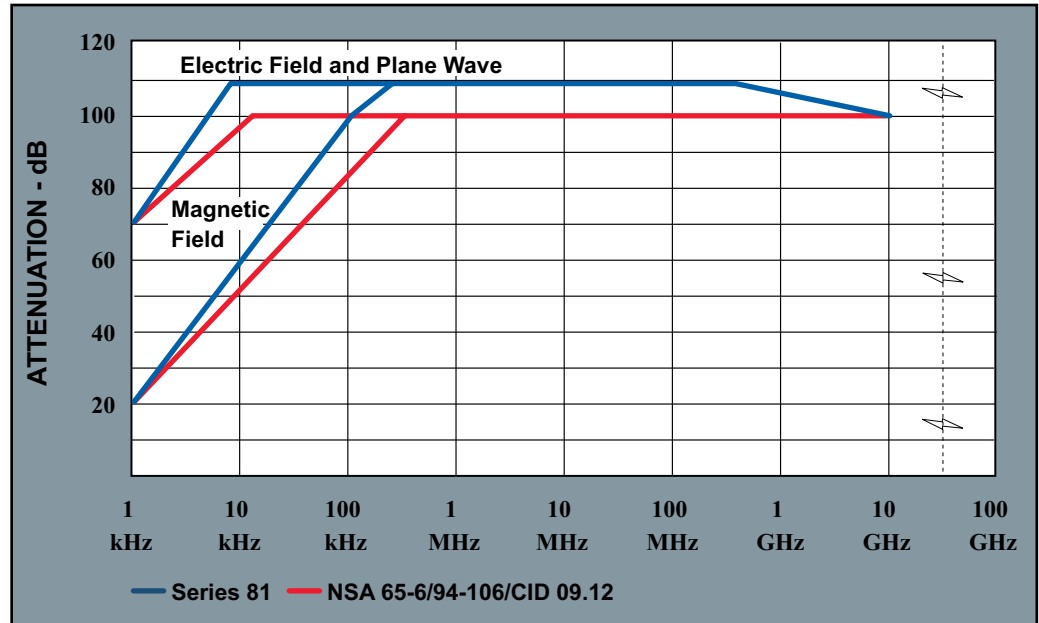
Our Series 81 Shielded Room features a steel lining because steel is excellent for reflecting and attenuating EMI/RFI signals. The G60 grade, 28-gauge galvanized steel (with optional gauge thicknesses, ranging from 28- to 11-gauge) offers the advantages of high shielding performance, durability, and ideal electrical continuity.

Galvanized steel also provides excellent low frequency AC magnetic field attenuation characteristics.

### Construction

The Series 81 Shielded Enclosure consists of shielded modular panel sections that are assembled with a clamping system into a self-supporting room structure. Sheets of 28-gauge galvanized steel are laminated to a 3/4-inch, high-density particle and/or plywood board core. Each panel section provides excellent stability to airborne moisture-induced warping and structure strength that lend to its rugged structural design.

## Series 81 Shielding Effectiveness



Series 81 panels are joined together with an extruded “hat and flat” and “cove” clamping system to provide uniform and consistent pressure contact against the shielded panel mating surfaces. These structural clamping sections are zinc-plated to resist corrosion and are joined with self-taping zinc-plated fasteners spaced four inches on center to ensure a secure shield. The corners of the shielded room are secured with precision-machined trihedral end cap sections. To maintain electrical isolation, a 6-mil dielectric vapor barrier and a 1/8” dielectric underlayment are placed beneath the shielded floor panels.

Counter-sunk floor screws in the clamping system ensure a smooth floor surface. Attractive vinyl floor tiles are applied with adhesives over the exposed steel surface as a durable wearing surface. In addition, the Series 81 enclosure can be converted into a ferrite-lined and/or conventional absorber-lined anechoic chamber. This feature makes it a truly flexible shielding solution.

## Series 81 System Performance

### Magnetic Field

20 dB @ 1 kHz  
56 dB @ 10 kHz  
100 dB @ 200 kHz

### Electric Field

110 dB from  
200 kHz thru 50 MHz

### Plane Wave

110 dB from  
50 MHz to 1 GHz

### Microwave

100 dB @ 10 GHz

## The Series 71: Delivering “Hear-Through, See-Through Convenience”

### Materials

The Series 71 features a double layer of 22” x 22” x 0.15” copper screen mesh weave to deliver excellent attenuation levels, while allowing for air passage through the screen mesh.

Copper is highly recommended for use in shielded screen rooms due to its conductivity and oxidation properties. At the same time, a copper screen mesh affords “hear-through, see-through” advantages.

### Construction

In the Series 71 Screen Room, the lower wall sections are manufactured using solid galvanized steel structural panel sections for long-term durability. The wall, floor, and ceiling clamping sections of a Series 71 room are identical to those in a Series 81 room. The chief construction difference of the Series 71 is the incorporation of copper screen mesh sections on the upper half of the enclosure to allow communication through the screen.



Series 71 Copper Screen Room

### Series 71 System Performance

#### Magnetic Field

18 dB @ 1 kHz  
50 dB @ 14 kHz

#### Electric Field

100 dB from  
14 kHz thru 10 MHz

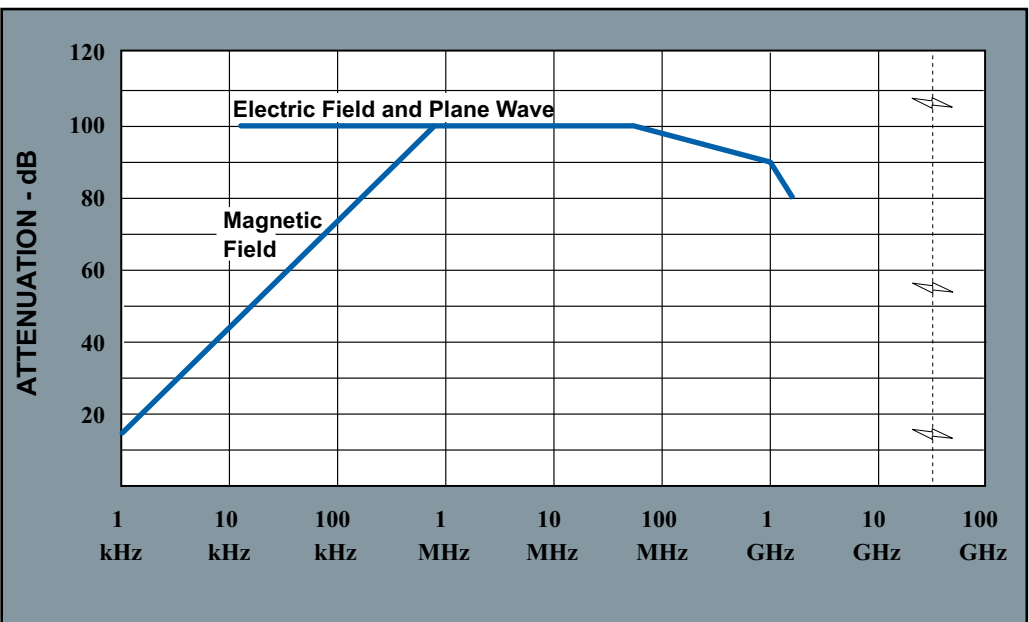
#### Plane Wave

100 dB @ 400 MHz  
90 dB @ 1 GHz  
80 dB @ 2 GHz

#### Microwave

60 dB @ 10 GHz

### Series 71 Shielding Effectiveness



# COMPONENTS AND ACCESSORIES



## Shielded Doors

The Series 81 and 71 come with a choice of two door systems. The RFD-60 Door features a proven Recessed Contact Mechanism (RCM) and a four-point latching system for reliable, exceptional performance and easy maintenance. Its flexible design allows for installation into most shielded enclosures and its low maintenance fingerstock is easily maintained and replaced. The Single Knife Edge (SKE) door offers a two-point latching system RCM with



enclosed beryllium contact fingers. All enclosures can be fitted with a variety of other customized access door systems for personnel and equipment, enabling users to meet a variety of operational, security, and extended shielding performance objectives.



## EMI Power and Signal Line Filters

We manufacture a complete line of power and signal line filters which are available to meet the current MIL-STD 220A, MIL-F-15733, and UL 1283 standards. These filters are available for all types of EMI/RFI shielded enclosure requirements and can be supplied in stand-alone filters or mounted within an electrical-style cabinet.

Custom filters are also available in special designs to meet customer specifications. These filters are used with

the customer's equipment to comply with MIL-STD-461/2/3, FCC, VDE, CSA and other specifications requiring stringent control of RF energy conducted on the power lines of various equipment and systems.

## Waveguide Air Vents

A complete line of durable waveguide air vents are available to enhance the shielding effectiveness and air flow performance of the Series 81 and Series 71.

Our air vents are produced by a proprietary solder fusing process which creates a continuous, solid electrical and mechanical bond that will not separate or permit RF leakage, ensuring absolute performance and reliability.

Air vents are available in standard 12" x 12" sizes as well as a range of other sizes. Air vents are solder-fused honeycomb construction with either a solderable flange or screw mounting frame. Air vents are constructed with a tin-plated steel or brass core.



## Waveguide Feedthrus

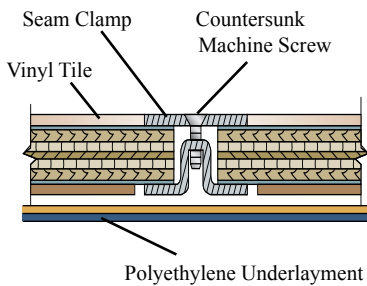
Waveguide feedthrus, which preserve the shielded construction, are available for the introduction of water, gas, or air. Specially designed waveguide feedthrus can transport non-conductive gases or liquids into an enclosure. These assemblies are available in brass or steel, in sizes ranging from 1/4" to 4" diameter.

Other accessories include door ramps, lights, exhaust fans, and connector panels.

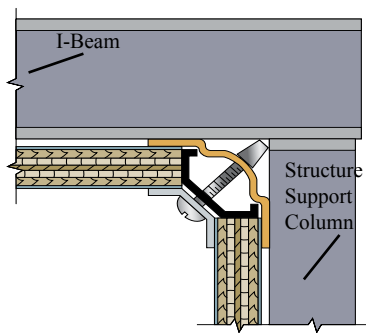


## RF Floors

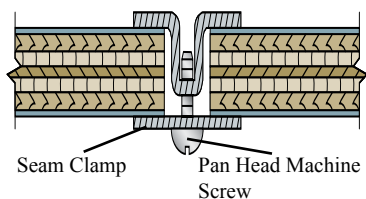
The Series 81 and Series 71 shielded enclosures feature modular floor panels. The floor panels will support a total floor loading of 1,000 lbs. per sq. ft. distributed evenly over the building floor. The floor screws are countersunk so that all floor clamps and floor tiles are flush mounted for a smooth surface.



Typical Floor Section



Corner Detail with Ceiling and Wall Stiffener for Larger RF Room



Typical Wall Section

## Easy Assembly and Relocation

Both the Series 81 and Series 71 are made of modular, easy-to-install panel sections, which reduce field assembly time. Each enclosure can be self-supporting, with no attachments to the parent building. Its panelized design allows it to be easily dismantled and moved to another location if required.

Both the Series 81 and 71 enclosures can be easily assembled with conventional hand power tools. An easy-to-follow assembly manual provides step-by-step instructions.

## Installation and Testing

As the industry's most experienced shielding experts, we can provide a ready-to-install standard enclosure, or a custom system for individual needs. Our personnel are fully trained in RF diagnostic testing, application and theory. Our installation team can also perform an RF verification testing of the completed shield to certify its performance and provide you with a written test report.

## Warranty

All Series 81 and 71 enclosures are guaranteed against defective materials and workmanship and to retain the specified RF shielded characteristics for a period of one year.

## Standard and Custom Sizes

You may choose from a range of standard-sized Series 81 or 71 enclosures, or we can custom-design a room to your exact specifications.

## Enclosure Dimensions

W	L	H	Metric Dimensions
8' 2 3/8"	8' 3 1/8"	8' 2 3/4"	2.50m x 2.52m x 2.51m
8' 3 1/8"	10' 2 3/8"	8' 2 3/4"	2.52m x 3.11m x 2.51m
8' 2 3/8"	12' 3 7/8"	8' 2 3/4"	2.50m x 3.76m x 2.51m
8' 2 3/8"	16' 4 5/8"	8' 2 3/4"	2.50m x 4.99m x 2.51m
10' 2 3/8"	10' 3 7/8"	8' 2 3/4"	3.11m x 3.15m x 2.51m
10' 2 3/8"	12' 3 7/8"	8' 2 3/4"	3.11m x 3.76m x 2.51m
10' 2 3/8"	16' 4 5/8"	8' 2 3/4"	3.11m x 4.99m x 2.51m
10' 2 3/8"	20' 5 3/8"	8' 2 3/4"	3.11m x 6.23m x 2.51m
12' 3 1/8"	12' 3 7/8"	8' 5 7/8"	3.74m x 3.76m x 2.59m
12' 3 7/8"	16' 3 1/8"	8' 5 7/8"	3.76m x 4.96m x 2.59m
12' 3 1/8"	20' 5 3/8"	8' 5 7/8"	3.74m x 6.23m x 2.59m
12' 3 1/8"	24' 6 1/8"	8' 5 7/8"	3.74m x 7.47m x 2.59m
16' 3 1/8"	16' 4 5/8"	8' 5 7/8"	4.96m x 4.99m x 2.59m
16' 3 1/8"	20' 5 3/8"	8' 5 7/8"	4.96m x 6.23m x 2.59m
16' 3 1/8"	24' 6 1/8"	8' 5 7/8"	4.96m x 7.47m x 2.59m
20' 3 1/8"	20' 5 3/8"	8' 6 3/4"	6.18m x 6.23m x 2.61m
20' 3 1/8"	24' 6 1/8"	8' 6 3/4"	6.18m x 7.47m x 2.61m
24' 3 7/8"	24' 6 1/8"	8' 6 3/4"	7.41m x 7.47m x 2.61m

Available in 10' 0" (3.05m) sizes.

Note: Installation requires 2" (50.8 mm) clearance around the enclosure

1/2" O.D. COPPER  
WATER TUBING  
(TYPE 'K') x 'E' LG.

## About ETS-Lindgren

ETS-Lindgren is the world's largest and most experienced supplier of shielding solutions for electromagnetic and radio frequency interference (EMI/RFI).

We have installed over 25,000 successful shielded enclosures within a variety of industrial, governmental, and medical environments around the world.

Call upon ETS-Lindgren for our unequalled understanding of both practical and theoretical shielding principles. ETS-Lindgren is highly skilled at applying these principles with a breadth and depth of technical expertise in architectural, mechanical, structural, acoustical, and security related areas.

Our products, materials, and workmanship are backed by a comprehensive warranty and a commitment to customer satisfaction.

ETS-Lindgren has manufacturing facilities in North America, Europe, and Asia. The company is a wholly owned subsidiary of ESCO Technologies, a leading supplier of engineered products for growing industrial and commercial markets. ESCO is a New York Stock Exchange listed company (symbol ESE) with headquarters in St. Louis, Missouri.

**Enabling Your Success™**



**www.ets-lindgren.com**

ETS-Lindgren • 400 High Grove Boulevard • Glendale Heights, Illinois 60139 • USA  
Phone +1.630.307.7200 • Fax +1.630.307.7571 • info@ets-lindgren.com

Offices in the US, Finland, UK, France, Germany, India, Singapore, Japan, China, Taiwan